


Activate Your Account Using the CareATC Mobile App

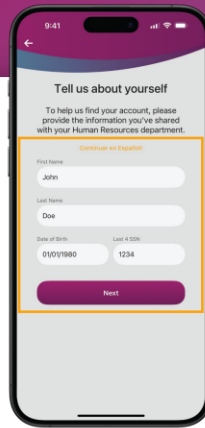
Step 1

Scan the QR Code below to download the CareATC app. Select **Activate your account Today!**



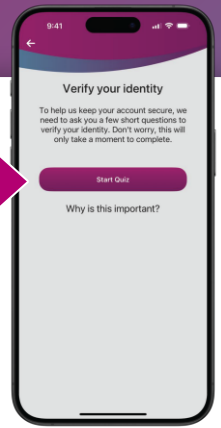
Step 2

Tell us about yourself. Enter your name, DOB and last 4 of your SSN



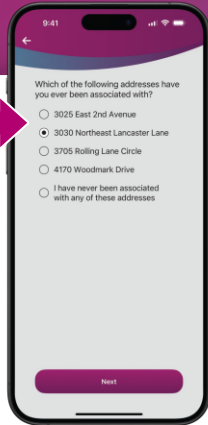
Step 3

Verify your identity by selecting **Start Quiz.**



Step 4

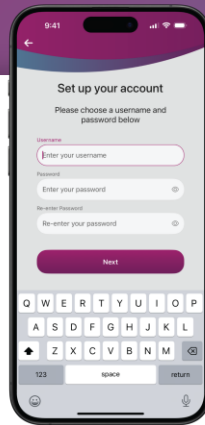
Answer a series of questions and follow the prompts to verify your identity.



Step 5

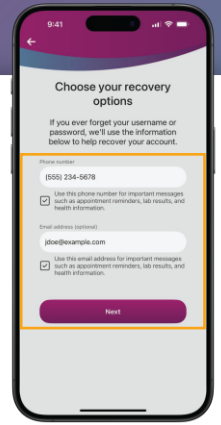
Create your username and password.

- Minimum of 10 characters
- Include at least one special character (.,@,#,\$,%,&,*,'?_~")
- Include at least one number



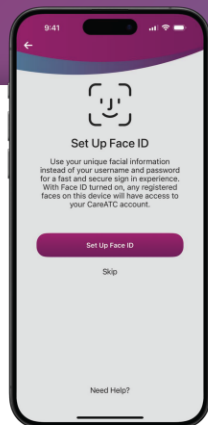
Step 6

Set up account recovery options in case you forget your username or password.



Step 7

Set up Face ID. *This is an optional step.*



Show Me The App!



Questions? Call 918.779.7400